

Environmental Statement

JANUARY - DECEMBER 2019



1	PORT AVENTURA ENTERTAINMENT, S.A. UNIPERSONAL.....	3
	1.1 KEY DATA ON PORTAVENTURA WORLD RESORT.....	3
	1.2 PORTAVENTURA PARK: THEME AREAS.....	4
	1.3 OUR HOTELS.....	7
	1.4 CONVENTION CENTRE.....	9
2	COMMITTED TO THE ENVIRONMENT SINCE THE VERY BEGINNING.....	10
	2.1 TIMELINE.....	10
	2.2 ENVIRONMENTAL COMMITMENT.....	11
3	ENVIRONMENTAL POLICY.....	12
4	ENVIRONMENTAL MANAGEMENT SYSTEM.....	13
	4.1 SCOPE OF THE MANAGEMENT SYSTEM.....	13
	4.2 ORGANISATION.....	13
	4.3 RESPONSIBILITY AND AUTHORITY.....	14
5	DESCRIPTION OF THE ENVIRONMENTAL ASPECTS.....	15
6	ENVIRONMENTAL PROGRAMME.....	17
	6.1 OBJECTIVES AND TARGETS.....	17
	6.2 NON-COMPLIANCE.....	29
7	EVALUATION OF ENVIRONMENTAL BEHAVIOURS.....	30
	7.1 WASTE.....	30
	7.2 WATER.....	37
	7.3 ENERGY MANAGEMENT.....	45
	7.4 EMISSIONS RELEASED INTO THE ATMOSPHERE.....	52
	7.5 CARBON FOOTPRINT / GREENHOUSE GAS EMISSIONS.....	52
	7.6 BIODIVERSITY.....	54
	7.7 EFFICIENT CONSUMPTION OF CERTAIN MATERIALS.....	55
8	ENVIRONMENTAL LEGISLATION AND INDUSTRIAL SECURITY.....	56
9	VALIDATION.....	60



1 PORT AVENTURA ENTERTAINMENT, S.A. UNIPERSONAL

100% PAESA ENTERTAINMENT HOLDING, S.L.U.

1.1 KEY DATA ON PORTAVENTURA WORLD RESORT

- Sector: Tourism and Leisure
- Location: Vila-seca/Salou
- Telephone: 977 779 000
- Website: www.portaventuraworld.com
- Tax Ref.: A-63.776.306
- PortAventura Park/PortAventura Caribe Aquatic Park/Ferrari Land - CNAE Industry Classification Parks: 93.21
- PortAventura, El Paso, Caribe, Gold River, Colorado Creek and Mansión de Lucy Hotels - CNAE Industry Classification Hotels: 55.10
- Convention Centre - CNAE Industry Classification: 82.30
- Waste Producer Code: P-26916.1
- EMAS Registration Number: ES-CAT-000070
- ISO 14001:2015 Certificate Number: 3.00.07048
- Environmental Management Standard for the PortAventura, El Paso, Caribe, Gold River and Mansión de Lucy Hotels.
- EMAS Club Member: Association of EMAS-registered organisations in Catalonia (www.clubemas.cat)
- Area of Corporate Responsibility: responsible for the PortAventura Environmental Management System (EMS)
- Environmental investments for the year 2019: 753,770 euros

1.2 PORTAVENTURA PARK: THEME AREAS

PORTAVENTURA PARK (PA)

It is divided into 6 completely different and fascinating worlds, each carefully themed down to the very last detail: Mediterrània, Polynèsia, China, Mèxic, Far West and SésamoAventura.

It offers more than 40 attractions, up to 40 daily shows, 48 food and drink outlets, and more than 31 shops and 10 game areas for the whole family:

Mediterrània

This area pays homage to the different towns on the Catalan coast, around the late 19th century, and recreates a typical coastal Catalan fishing village.

Polynèsia

This area recreates late 19th century Polynèsia as discovered by sailors such as Captain Cook and painted by great artists like Gauguin.

SésamoAventura

This area is especially designed to entertain the littlest members of the family in the company of all the characters from Sesame Street®.

China

An exotic and monumental journey around the four oriental areas: The People's China, Imperial China, the Himalayas and Cambodia.

Mèxic

A fabulous encounter with the ancient Mayan culture and colonial Mexico. An experience full of monuments, crafts and attractions.

Far West

This area recreates an American settlement with a true cowboy spirit right down to the very last detail, with an authentic Saloon, train station, gold mine... and even a replica of Colorado's Grand Canyon!



PORTAVENTURA CARIBE AQUATIC PARK (CAP)

A fantastic water park with spectacular theming inspired by the islands of the Caribbean during the era of pirates in the South Seas.

It covers a total area of 50,000 m² and boasts 14 attractions and slides, waterfalls, immense pools, and lush green areas with plants and palm trees.



FERRARI LAND

A theme park that is unique in Europe offering 70,000 m² of fun. It boasts 16 fantastic attractions and games, a children's area with five attractions designed especially for the little ones, incredible theming inspired by the most authentic Italy, and shows. What's more, there are two restaurants and two shops.



Environmental certifications and standards held by our parks



1.3 OUR HOTELS



Hotel PortAventura (HPA): HT-000760 ****

Recreates the character and charm of a small Mediterranean village. The large pool and town square form the soul of the hotel. 500 rooms, four restaurants, a shop, entertainment, etc. Plus, direct access to PortAventura Park via the Mediterrània area.



Hotel Gold River (HGR): HT-000855 ****

Emulates a Far West town after the grip of gold fever. It has 549 rooms, distributed over several buildings that form a reconstruction of the most important parts of a Far West town. 78 of these rooms are located in the exclusive building The Callaghan's. What's more, it has three pools, six food and drink outlets and direct access to the Far West area of PortAventura Park.



Hotel Caribe (HC): HT-000772 ****

Set in the tropics, this hotel is surrounded by palm trees and features exceptional open spaces. It has 497 rooms, of which 26 make up Club San Juan (a private complex with exclusive rooms), four restaurants, four swimming pools (one sandy), a shop and a Wellness Centre.



Hotel El Paso (HEP): HT-000770 ****

A colourful Mexican-style hotel that recreates a traditional hacienda. There is a total of 501 rooms, three restaurants, two bars, a shop and two pools, one with a sunken galleon. It offers an "All-Inclusive" board basis.



Hotel Mansión de Lucy (HMdL): HT-000888 *****

The most majestic and elegant of our hotels, located in a Victorian building. It boasts 31 spacious rooms designed with every last detail in mind. They're the most exclusive the resort has to offer. It has a pool, a restaurant, a bar and direct access to the Far West area of PortAventura Park.



Hotel Colorado Creek (HCO): HT-004868 ****

Opened in June 2019, this new hotel is located in the Far West hotel complex. It has a main building where you can find a spacious lobby, 150 large and exclusive rooms and a bar. The buffet is located in the other building just in front of the main building. Guests have access to all the facilities at Hotel Gold River. What's more, there is direct access to the Far West area of PortAventura Park.

Environmental certifications and standards held by our hotels



1.4 CONVENTION CENTRE

With its privileged location in the midst of golf courses and excellent sea views, the PortAventura Convention Centre combines Mediterranean-style architecture with cutting-edge technology. In 2019, the Convention Centre increased its infrastructure by more than 6,000 m², and now covers 20,000 m² with 24 meeting rooms and a capacity for up to 6,000 people.

The expansion included the new “Roma” room, which can be divided into three parts and has a surface area of 2,110 m².



Environmental certifications and standards held by our Convention Centre





2 COMMITTED TO THE ENVIRONMENT SINCE THE VERY BEGINNING

2.1 TIMELINE

1995	PortAventura opens its doors, becoming the first theme park in Spain. Amongst others, its most symbolic ride is Dragon Khan.
1997	New roller coaster: Stampida.
1999	Introduction of the show FiestAventura.
2000	Opening of Sea Odyssey, the great underwater simulator.
2001	Launch of Templo del Fuego.
2002	PortAventura is transformed into a tourist destination, thanks to the opening of two hotels and a water park.
2003	Hotel Caribe opens its doors for the first time.
2005	The arrival of the free fall tower Hurakan Condor.
2007	Extreme acceleration arrives with Furius Baco.
2009	Opening of Hotel Gold River and PortAventura Convention Centre.
2010	Celebration of 15 th anniversary.
2011	Opening of SésamoAventura.
2012	New roller coaster: Shambhala. Driving and road safety school for children in the China area. Parking Caravaning.
2013	Renovations are carried out on the resort's water park, PortAventura Caribe Aquatic Park, with the addition of a new children's area and new attractions. Opening of the maze El Secreto de los Mayas in PortAventura Park.
2014	Launch of the new attraction Angkor: Adventure in the Lost Kingdom. Cirque du Soleil sets up base at PortAventura World to perform during summer 2014, inviting audiences into the world of Kooza.
2015	Celebration of 20 th anniversary. Cirque du Soleil presents the show Amaluna at PortAventura World for the first time in Europe. New building The Callaghan's at Hotel Gold River. Opening of Hotel Mansión de Lucy: the resort's first 5-star hotel.
2016	Work starts on a new theme park that is unique in Europe: Ferrari Land.
2017	Opening of the Ferrari Land theme park, a theme park that is unique in Europe. 70,000 m ² of incredible attractions and fascinating areas, all exclusively dedicated to the legendary Italian motor-racing team. Cirque du Soleil pays a visit to PortAventura World with the new show Varekai.
2018	Opening of the new children's area in Ferrari Land with 5 new attractions for the littlest visitors.
2019	Opening of Hotel Colorado Creek****, located next to the Mansión de Lucy***** and Gold River**** hotels. Opening of Street Mission, the first Sesame Street® dark ride in Europe, situated in PortAventura Park's SésamoAventura area. Expansion of the Convention Centre by more than 6.000 m ² . PortAventura Dreams Village opening.

2.2 ENVIRONMENTAL COMMITMENT

	<p>1997 Creation of the Environmental Committee, "Equip Verd"</p>		<p>2009 Joined <i>Travelife</i>: Sustainable tourism for hotels</p>
	<p>2001 1st EMAS Registration</p>		<p>2014 Received the <i>Travelife Gold Award</i></p>
	<p>2003 1st Environmental quality standard (Hotels)</p>		<p>2015 Committed to the achievement of the United Nation's Sustainable Development Goals (SDGs)</p>
	<p>2007 1st ISO 14001/2004 Certification</p>		<p>2016 Committed to the Global Code of Ethics for Tourism of the World Tourism Organisation (UNWTO)</p>
	<p>2008 Member of Catalonia's Club EMAS</p>		<p>2017 Involvement in the United Nation's World Tourism Organisation's International Year of Sustainable Tourism for Development</p>
	<p>2008 Commitment to the Global Compact 10 principles of the Global Compact</p>		<p>2018 New Corporate Responsibility Strategy (ESG) 2019-2021</p>
	<p>2009 1st edition of the Corporate Responsibility Report (using 2008 data)</p>		<p>2019 1st Waste Management Traceability System certificate Hotel Colorado Creek, first CO₂ neutral hotel in the resort.</p>



3 ENVIRONMENTAL POLICY

Port Aventura Entertainment, S.A.U., manager and owner of PortAventura World Parks & Resort, a family leisure destination comprising PortAventura Park, PortAventura Caribe Aquatic Park, Ferrari Land, Hotel PortAventura, Hotel El Paso, Hotel Caribe, Hotel Gold River, Hotel Mansión de Lucy, Hotel Colorado Creek, PortAventura Convention Centre, Parking Caravaning and PortAventura Dreams Village, carries out its activities with the utmost respect for the environment and the surrounding area.

With the objective of ensuring its commitment to protecting the environment, it continually predicts, measures and improves environmental results. To do this, PortAventura World bases its approach on the following operational principles:

1. Ensuring the fulfilment of legal requirements and other voluntary requirements to which it adheres, integrating them into its Environmental Policy.
2. Allocating all the resources and responsibilities necessary to guarantee that environmental objectives are met, which will allow continuous improvement of its environmental approach, and designing processes aiming to minimise and prevent the environmental impacts of the activities being carried out.
3. Ensuring that environmental objectives are achieved through the "Equip Verd", an advisory and executive environmental committee in charge of laying the foundations for ensuring respect for the environment.
4. Education, training and awareness raising at all levels for the company's employees, so as to create an environment that favours the progress of any environmental measures.
5. Communicating the Environmental Policy to all those who work for the organisation or on its behalf, as well as to other stakeholders.
6. Defining environmental aspects and their associated environmental impacts from a life cycle point of view.
7. As much as possible, implementing projects to encourage our visitors to respect the environment.
8. Preserving the biodiversity and ecosystems in our area, and protecting the species and habitats that are found there.
9. Promoting and committing to the mitigation of and adaptation to climate change through the sustainable use of natural resources (water and energy), whilst driving sustainable mobility initiatives and the use of renewable sources of electricity. Promoting reuse and minimising waste generation in favour of recovering resources.
10. Guaranteeing that our suppliers share our environmental standards and undertake to follow our Policy within the resort. Promoting environmental criteria when it comes to product purchasing, service hiring and event management, driving circular economy initiatives.

Fernando Aldecoa
General Manager

January 2020



4 ENVIRONMENTAL MANAGEMENT SYSTEM

4.1 SCOPE OF THE MANAGEMENT SYSTEM

Theme park management: PortAventura Park, PortAventura Caribe Aquatic Park and Ferrari Land.

Hotels and restaurants: Hotel PortAventura, Hotel El Paso, Hotel Caribe, Hotel Gold River, Hotel Mansión de Lucy and Hotel Colorado Creek.

Convention Centre: PortAventura Convention Centre.

4.2 ORGANISATION

Environmental Management at PortAventura World has its foundations with two key bodies:

Environmental Management System Representative (hereinafter EMSR):

It is necessary to have a manager to act as a liaison with the Management Committee and as the System Representative for regulatory purposes.

Equip Verd (or Environmental Committee):

A work group comprising representatives from the different company departments, which has as its objective the correct and uniform management of the environment throughout the resort.



4.3 RESPONSIBILITY AND AUTHORITY

The responsibilities for the different roles within the system are:

EMSR:

- Supervises the overall application and maintenance of the EMS (Environmental Management System) at PortAventura World.
- Acts as a liaison between the Management Committee and the Equip Verd.
- Appoints the secretary and members of the Equip Verd.
- Determines who is responsible for decision-making for proposals related to the EMS, targeted at improving PortAventura World's Environmental Policy.

Management Committee, Area Managers and Supervisors:

- The Management Committee decides who to appoint to carry out the duties of the EMSR.
- Make decisions regarding environmental management of the resort, based on proposals submitted by the EMSR.
- Encourage implementation of the EMS in the respective departments.
- Management approves and signs the Environmental Policy.

Equip Verd (or Environmental Committee)

- Acts as a forum for exchange, debate, study and discussion regarding the PortAventura World EMS.
- Makes decisions on all aspects of environmental management of the resort, provided that the EMSR believes it is within their competence.
- Puts forward and presents to the EMSR the implementation or development of proposals targeted at environmental improvements or changes in PortAventura World's Environmental Policy.
- Provides the Management Committee with all information related to the environmental decisions to be made.
- Establishes objectives and action for improvement in accordance with PortAventura World's Environmental Policy.
- Ensures strict compliance with applicable environmental and industrial safety legislation, as well as with the voluntary commitments made by the company.

Members of the Equip Verd

- Supervise EMS implementation and maintenance in PortAventura World, within the department/area that they represent.
- Provide Equip Verd with all necessary information on the development of the EMS for the department that they represent. Equip Verd members are responsible for referring EMS decisions (adopted by the Equip Verd or by the Management Committee) to the departments or areas that they represent.
- Offer support, in environmental terms, to contract "Managers".

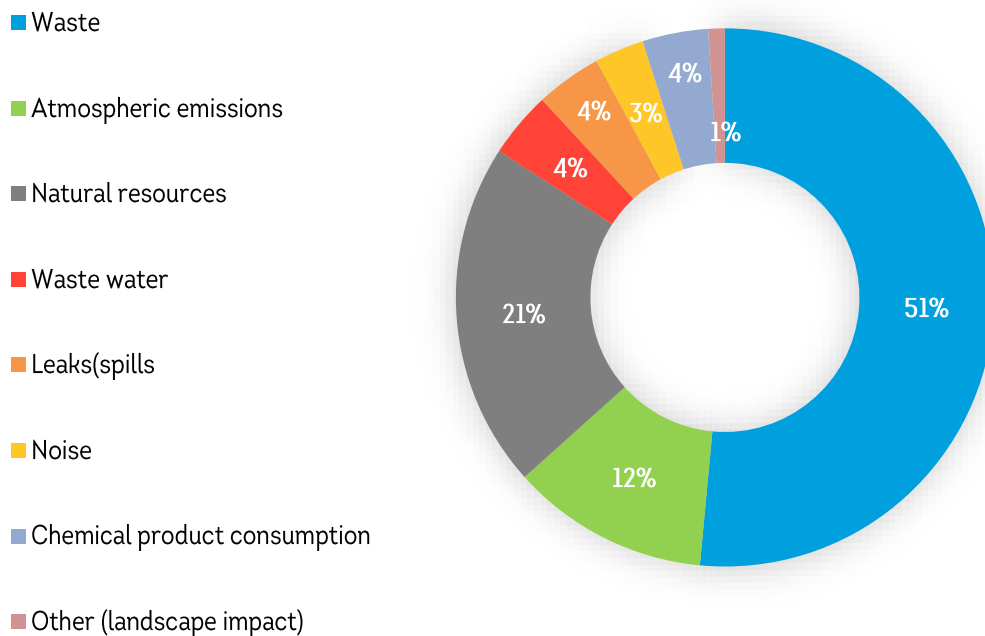


5 DESCRIPTION OF THE ENVIRONMENTAL ASPECTS

PortAventura World identifies the environmental aspects (under normal and abnormal conditions and in emergency situations) associated with present and future activities from a life cycle perspective, and assesses them according to evaluation criteria that allow the significance and importance of each aspect to be quantified and classified as Significant or Insignificant.

The criteria for determining the significance of the environmental aspects are based on: the existence of legislative regulations for each aspect, the linking of the aspect to some type of permit, the importance for stakeholders, the aspect's impact on global environmental problems, the quantitative significance in relation to operations as a whole, the frequency, the consequences in case of emergency and the level of control over its effects.

Percentual relationship of the environmental aspects identified



Significant environmental aspects and their impact are shown in the table below (both direct and indirect):

SIGNIFICANT ENVIRONMENTAL ASPECTS 2019	DIRECT/INDIRECT	NATURE OF THE ASPECT	ENVIRONMENTAL IMPACT
Consumption of drinking water	Direct	Use of natural resources	Depletion of natural resources
Waste paper/cardboard	Direct and indirect	Generation, recycling, reuse and elimination of waste	Contamination of soil or water
Residual debris	Direct and indirect	Generation, recycling, reuse and elimination of waste	
Emission of gases into the atmosphere from visitors' vehicles	Indirect	Generation of emissions released into the atmosphere	Impact on the quality of air

The significant environmental aspects from last year are maintained: consumption of drinking water, waste paper and cardboard, residual debris and emission of gases into the atmosphere from visitors' vehicles.

The consumption of drinking water and waste paper and cardboard aspects are significant due to their scope, as they are linked to the number of visits to the park. The residual waste aspect is significant as a result of the construction works carried out in the park over this period.

Emission of gases into the atmosphere from visitors' vehicles is not an aspect where PortAventura World can make a significant impact, since it depends on the visitors' decision as to which mode of transport to use to get to the resort. In this respect, PortAventura World has introduced initiatives such as advertising campaigns promoting public transport, as well as gradually installing electric vehicle chargers in various car parks at the resort.





6 ENVIRONMENTAL PROGRAMME

6.1 OBJECTIVES AND TARGETS

Environmental objectives are proposed by the Equip Verd and then approved by the EMSR (Environmental Management System Representative), together with the head of each department concerned.


All environmental objectives are consistent with the Environmental Policy, applicable laws and PortAventura World's Significant Environmental Aspects, and they consider both risks and opportunities. Similarly, the objectives include commitment to the continuous improvement of environmental activities.

At the Equip Verd (Environmental Committee) meetings, the progress of these objectives is monitored and the outcomes logged in the Environmental Management software.

In 2018, a new 2019-2021 Corporate Responsibility Strategy was established that allows us to organise, identify and prioritise our short- and medium-term activities and projects in a structured manner. Herein follow the tasks carried out in the 2019 financial year aimed at achieving the environmental objectives defined in the aforementioned strategy.



ENVIRONMENTAL OBJECTIVES FOR THE 2019-2021 CORPORATE RESPONSIBILITY STRATEGY (EOB)

 <p>CIRCULAR ECONOMY</p>	<p>Elimination of single-use plastics</p> <p>Zero Waste</p> <p>Minimisation of food waste</p>
--	---

ENVIRONMENTAL POLICY



Points 6, 9 and 10

GLOBAL COMPACT



Principles 7 and 8

www.unglobalcompact.org

SUSTAINABLE DEVELOPMENT GOALS



EOB164. ELIMINATION OF SINGLE-USE PLASTIC PACKAGING ACQUIRED BY PORTAVENTURA WORLD FOR USE IN F&B SERVICES

Percentage of single-use plastic items eliminated or substituted:

2019 - 25% 2020 - 63% 2021 - 91%

Estimated date of completion: 31/12/2021

Level of fulfilment in 2019: 25% of plastic items eliminated or substituted in F&B outlets.

Evaluation: Achieved in 2019 period

Tasks carried out:

- **Task T1:** Installation of reverse osmosis water machines in staff cafeterias with the aim of reducing use of plastics and promoting use of glasses.
- **Task T2:** Market research of new alternative materials to plastic packaging in F&B outlets.
- **Task T3:** Automatic coffee vending machines for staff are already equipped to dispense drinks into their own cups.
- **Task T5:** Green Future pilot project in Ferrari Land to completely eliminate single-use and disposable packaging managed by PortAventura World. Introduction of reusable cups as well as three recycling areas with automatic reverse vending machines to collect PET and containers to collect four different waste fractions.
- **Task T6:** Substitution of plastic straws with biodegradable or cardboard straws.

Other activities related to the elimination of single-use plastic:

- **Task T4:** Substitution of plastic bubble wrap to protect items sold in the resort's shops with recycled paper.
- **Task T7:** Substitution of plastic bags with paper bags in shops.
- **Task T8:** Introduction of amenities made of wheat straw and use of FSC paper packaging in hotels.
- **Task T9:** Replacement of wrapped plastic cups with biodegradable cardboard cups in hotel rooms.

EOB165. ZERO WASTE

Percentage of waste recovered > 90%

Estimated date of completion: 31/12/2021

Level of fulfilment in 2019: 90.90% of waste recovered

Evaluation: Achieved in 2019 period

Tasks carried out:

- **Task T1:** AENOR Zero Waste certificate attained.
- **Task T2:** Elimination of individual bins in PortAventura World offices, setting up recycling areas in each different department.
- **Task T3:** New recycling containers (184 units) in HPA, HGR, HCO and the China and SésamoAventura areas of PortAventura Park.



EOB166. MINIMISATION OF FOOD WASTE

Food waste (unexposed) generated by hotels through table service and self-service

Quantity of leftover food that complies with food safety standards compared with 2018 > 20%

Estimated date of completion: 31/12/2021

Level of fulfilment in 2019: Increase of 50.2% in kg of food (from 1624 kg to 2439 kg)

Evaluation: Achieved in 2019 period

Tasks carried out:

- Task T1: Implementation of an effective food use project at the resort.
- Task T2: Increase in the quantity of leftover food items that comply with food safety standards.

Other tasks planned for 2020:

- Task T3: Introduce a procedure that defines a methodology for reducing the quantity of food that isn't "effectively used".





SAFE AND SUSTAINABLE MOBILITY

Sustainable mobility for employees

Sustainable mobility for service suppliers within the resort

Sustainable mobility for clients

ENVIRONMENTAL POLICY



Points 4, 9 and 10

GLOBAL COMPACT



Principles 7 and 8

www.unglobalcompact.org

SUSTAINABLE DEVELOPMENT GOALS



EOB167. SUSTAINABLE MOBILITY FOR EMPLOYEES

Increase the number of employees using the “Fesedit” platform by 5% per year (2019-2020-2021) compared to the previous year.

Estimated date of completion: 31/12/2021

Level of fulfilment in 2019: Increase of 52% in the number of employees using the “Fesedit” platform compared to the previous year. There was an increase from 80 to 122 users between 2018 and 2019.

Evaluation: Achieved in 2019 period

Tasks carried out:

- **Task T1:** Consolidation of the “Fesedit” platform for ride-sharing from home to work and vice-versa.
- **Task T2:** Adaptation of the access road to the PortAventura World administration offices from the Vila-seca to La Pineda road, so that staff can access the buildings by bicycle or on foot.
- **Task T3:** Acquisition of new electric vehicles (buggies and Segways).
- **Task T4:** Incorporation of hybrid vehicles into the PortAventura World fleet.

EOB168. SUSTAINABLE MOBILITY FOR SERVICE SUPPLIERS WITHIN THE RESORT

The service suppliers that operate within the PortAventura World resort must use electric or hybrid vehicles, or other more sustainable options.

2019 > 20% compared to the previous year 2021 - 100% of suppliers

Estimated date of completion: 31/12/2021

Level of fulfilment in 2019: Increase of 20% (from 37 to 44 vehicles)

Evaluation: Achieved in 2019 period

Tasks carried out:

- **Task T1:** Promotion of the use of sustainable vehicles by service suppliers in our facilities.
- **Task T2:** Installation of an electrical vehicle charging station in the technical service area for service suppliers.

EOB169. SUSTAINABLE MOBILITY FOR CLIENTS

In 2021, 100% of our hotels and visitor car parks must have charging points for electric vehicles, and the number of these will be increased according to the demand for this service from our clients.

Estimated date of completion: 31/12/2021

Level of fulfilment in 2019: Achievement of 100% of planned tasks for 2019 (2/2 tasks).

Evaluation: Achieved in 2019 period

Tasks carried out:

- **Task T1:** Installation of monitored chargers in the visitor car park at Hotel Colorado Creek and at the Convention Centre.
- **Task T2:** Launch of advertising campaigns to promote public transport to clients.



ENERGY TRANSITION

Increase in use of renewable energy

Increase in energy efficiency

ENVIRONMENTAL POLICY



Points 4, 9

Related environmental aspects:
consumption of electricity.

GLOBAL COMPACT



Principles 7 and 9

www.unglobalcompact.org

SUSTAINABLE DEVELOPMENT GOALS



EOB 170. INCREASE IN USE OF RENEWABLE ENERGY

100% of electricity from renewable sources

Estimated date of completion: 31/12/2021

Level of fulfilment in 2019: 100% of electricity comes from renewable energy sources (Guarantee of Origin).

Evaluation: Achieved in 2019 period

Tasks carried out:

- Task T1: 100% of electricity consumption to come from renewable energy sources (Guarantee of Origin).

Other tasks planned for 2020:

- Task T2: Install a photovoltaic plant covering 89,000 m² that will have 18,816 400 Wp modules to supply energy to the resort. A third of the resort's consumption will come from solar energy.

EOB171. INCREASE IN ENERGY EFFICIENCY

Decrease **consumption of electricity** (MWh/1000 visits/overnight stays and year) compared to the previous year across all sites (PA+CAP, FL, HC, HEP, HPA, HGR, HMdL, HCO and CC). (WITHOUT EVENTS):

2019: 3.33% 2020: 0.71%

Decrease **consumption of natural gas** (MWh/1000 visits/overnight stays and year) compared to the previous year across all sites (PA+CAP, FL, HC, HEP, HPA, HGR, HMdL, HCO and CC). (WITHOUT EVENTS):

2019: 3.17% 2020: 0.25%

Estimated date of completion: 31/12/2019

Level of fulfilment in 2019:

Electricity: reduction of **6.19%** compared to 2018.

Natural gas: reduction of **6.11%** compared to 2018.

Evaluation: Achieved in 2019 period

Tasks carried out:

- **Task T1:** Approval and implementation of a new environmental objective in the variable remuneration system for managers with the aim of involving staff.
- **Task T2:** Analysis of energy savings in each site by replacing existing lights with LED technology.
- **Task T3:** Substitution of climate control systems in Hotel PortAventura rooms.
- **Task T4:** Installation of a new automatic access door at the Hotel Mansión de Lucy reception to improve comfort inside and optimise air conditioning use.
- **Task T5:** Substitution of propane gas heaters with electric heaters.
- **Task T6:** Replacement of the woodworking silo with more energy-efficient equipment.



CLIMATE CHANGE, BIODIVERSITY AND WATER

Low-carbon resort

Increase in water efficiency

Partnerships to conserve biodiversity

Animal well-being practices

ENVIRONMENTAL POLICY



Points 8, 9

GLOBAL COMPACT



Principles 7 and 8

www.unglobalcompact.org

SUSTAINABLE DEVELOPMENT GOALS



EOB172. LOW-CARBON RESORT

To not surpass the value of 1.21 tonnes of CO₂ per 1,000 visits/overnight stays and year. Decrease greenhouse gas emissions (in equivalent tonnes of CO₂ per year) in relation to 2018.

2019 < 1.21 2020 < 1.14

Estimated date of completion: 31/12/2021

Level of fulfilment in 2019: Emission of 1.23 tonnes of CO₂ per 1,000 visits/overnight stays and year.

Evaluation: Not achieved in 2019 period

Tasks carried out:

- Task T1: Compensation of GHG emissions at Hotel Colorado Creek.

EOB174. INCREASE IN WATER EFFICIENCY

Decrease consumption of drinking water (m³/year per 1,000 visits/overnight stays) compared to the previous year across all installations (PA+CAP, FL, HC, HEP, HPA, HGR, HMdL, HCO and CC). (WITHOUT EVENTS)

2019: 5.03% 2020: 0.92%

Estimated date of completion: 31/12/2021

Level of fulfilment in 2019: Consumption of 129.81 m³/1,000 visits/overnight stays and year. This is an increase of 0.17% compared to the 2018 indicator.

Evaluation: Not achieved in 2019 period

Completed tasks:

- **Task T1:** Waterproofing of the north lake at Hotel PortAventura.

EOB175. PARTNERSHIPS TO CONSERVE BIODIVERSITY

Estimated date of completion: 31/12/2021

Level of fulfilment in 2019: Achievement of 100% of planned tasks for 2019 (1 task).

Evaluation: Achieved in 2019 period

Completed tasks:

- **Task T1:** Establishment of a partnership agreement between SEO/BirdLife and Port Aventura Entertainment S.A.U. for the citizen science programme for scientific monitoring of bird life in Spain.

EOB176. ANIMAL WELL-BEING PRACTICES

Estimated date of completion: 31/12/2021

Level of fulfilment in 2019: Achievement of 100% of planned tasks.

Evaluation: Achieved in 2019 period

Completed tasks:

- **Task T1:** Completion of a census and management study on the common house martin (*Delichon urbicum*) flock.
- **Task T2:** Inclusion of aspects of biodiversity in the new project list.
- **Task T3:** Integration of aspects of biodiversity into the list of works.
- **Task T4:** Inclusion of aspects of biodiversity in the manual of good environmental practices to be implemented in 2020.
- **Task T5:** Introduction of a clause relating to biodiversity in service supply contracts to be implemented in 2020.

Other tasks planned for 2020-2021:

- **Task T6:** Prepare a procedure or document about biodiversity management at the resort.



ENVIRONMENTAL AWARENESS AND TRAINING

Environmental communication and involvement for clients

Environmental education and awareness for employees

ENVIRONMENTAL POLICY



Point 7

GLOBAL COMPACT



Principles 7 and 8

www.unglobalcompact.org

SUSTAINABLE DEVELOPMENT GOALS



EOB177. ENVIRONMENTAL COMMUNICATION AND INVOLVEMENT FOR CLIENTS

Estimated date of completion: 31/12/2021

Level of fulfilment in 2019: Achievement of 100% of planned tasks.

Evaluation: Achieved in 2019 period

Completed tasks:

- Task T1: Implementation of the external plan for environmental communication on social networks:
 - January: participation in the IFEMA (Trade Fair Institution of Madrid) tourism day.



- March: publicity about the sixth hotel, Colorado Creek, the resort's first carbon-neutral hotel.
- April: promotion of World Earth Day.
- May: World Recycling Day.
- June: World Environment Day.
- June: celebration of the fourth edition of the "Day for Dialogue with Suppliers".
- July: publication of the 2018 Corporate Responsibility Report.
- July: partnership agreement between Honda and PortAventura World so that the low-emission Honda CR-V Hybrid SUV becomes the resort's new official vehicle.
- September: World Tourism Day.
- October: publicity about the installation of a photovoltaic plant to improve self-sufficiency in 2020.
- October: World Energy Conservation Day.
- November: PortAventura World is a finalist in the "Responsible Communication" category for the best written press advertisement in the *Premios Corresponsables* for advertising creativity aimed at boosting the circular economy.
- November: PortAventura World receives the AENOR Zero Waste certification.

- December: *Comunidad por el Clima* recognises PortAventura's environmental commitment with the project to install the largest self-consumption photovoltaic plant of any European resort.
- **Task T2:** Green Future pilot project in Ferrari Land to completely eliminate single-use and disposable packaging managed by PortAventura World. Introduction of reusable cups as well as three recycling areas with automatic reverse vending machines to collect PET and containers to collect four different waste fractions.
- **Task T3:** Presentation, on PortAventura World's website, of the Corporate Responsibility Strategy (ESG 2019-2021) in an interactive format.



- **Task T4:** Communication to clients via press releases:
 - 11/10/2019. PortAventura World, the resort with the biggest photovoltaic plant in Europe.
 - 29/07/2019. Honda and PortAventura World sign a partnership agreement. Honda: new official vehicle for PortAventura World (hybrid vehicle).
 - 17/06/2019. PortAventura World strengthens its commitment and synergies with its suppliers. The fourth edition of the "Day for Dialogue with Suppliers", which brought together 130 attendees, had the aim of continuing to build lasting relationships with these key stakeholders for the company.
 - 05/03/2019. In June, PortAventura World will open its sixth hotel and the resort's first carbon-neutral hotel, thereby strengthening its commitment to sustainability.

After its opening, Colorado Creek will be the resort's first zero-emission hotel. This is the strategic line of activity promoted by PortAventura World, which will be extended to other establishments at the resort in order to minimise its environmental footprint.

EOB178. ENVIRONMENTAL EDUCATION AND AWARENESS FOR EMPLOYEES

Estimated date of completion: 31/12/2021

Level of fulfilment in 2019: Achievement of 7/8 planned tasks for 2019; the task that was not achieved is planned for 2020.

EVALUATION: Not achieved in 2019 period

Completed tasks:

- **Task 1:** Implementation of environmental training in the form of e-learning for returning staff.
- **Task 3:** Updating of e-learning environmental training content that is specific for each area of work.
- **Task 4:** Promotion of staff participation when it comes to submitting environmental proposals using the “*Haz tu propuesta medioambiental*” [Make an environmental proposal] channel.
- **Task 5:** Incorporation of issues relating to biodiversity in internal staff training programmes to be implemented in 2020.
- **Task T6:** Approval and implementation of a new environmental objective in the variable remuneration system for managers with the aim of involving staff.
- **Task T7:** Communication of the United Nation’s Sustainable Development Goals (SDGs). An audio-visual campaign has been screened on the televisions in the central building and employee services building, where the 2030 plan and SDGs are explained.
- **Task 8:** Participation of the organisation’s staff in choosing the cover of the Environmental Declaration 2019.

Other tasks planned for 2020-2021:

- **Task 2:** Implementation of environmental training in the form of e-learning for permanent staff.

6.2 NON-COMPLIANCE

PortAventura World, with the aim of involving staff in the Environmental Management System (EMS), has worked to raise awareness among all staff so that they know what action should be taken and how following detection of any anomalies or breaches of the requirements of our Environmental Management System.

Detecting instances of non-compliance is a great challenge for our company, as it helps us to resolve existing problems and be proactive in focusing our actions on continual improvement. Regular operational control audits are carried out in our different centres in order to verify correct development of environmental measures, detect possible non-compliance and establish suitable corrective measures.



7 EVALUATION OF ENVIRONMENTAL BEHAVIOURS

In order to define environmental behaviour indicators, the Spanish Sectoral Reference Document (SRD) has been taken into account, approved by Commission Decision 2016/611 of 15th April 2016 regarding the reference document on best environmental management practices, sectoral environmental performance indicators and benchmarks of excellence in the tourism sector.

7.1 WASTE

Since the resort opened in 1995, and motivated by the spirit for respect, improvement and environmental commitment, PortAventura World has progressively increased the quantities of waste fractions segregated at source.

PortAventura World has a waste management area and contracts companies specialising in the sector for this purpose. These specialist companies take charge of installing containers for waste fractions, and deal with collection and transportation to an authorised agent for recovery and elimination.

Waste is quantified as a total for the resort, and thus the SRD indicators cannot be taken into account.

WASTE MANAGEMENT

As operations are variable, the number of generated waste fractions will also always vary. Due to the unique nature of the facilities, waste varies according to operational needs.

As part of the objective to minimise the generation of waste, we are working with contractors and our own staff in regard to recycling and the proper use of work materials. In 2019, 34 fractions of waste were segregated. Recovery of waste is the main route for waste management as opposed to elimination.

The following table presents the main characteristics of PortAventura World's waste management system.

WASTE		Type 1 Waste generated in the course of normal business operations, directly or indirectly produced by our clients	Type 2 Waste generated by company support and structural activities
METHOD OF COLLECTION		Itinerant	Individual
CONTAINERS	Non-hazardous	1 m ³ /5 m ³ /6 m ³ /containers/bulk bags	5 m ³ /14 m ³ /20 m ³ /30 m ³ /containers/bulk bags
	Hazardous	Special bulk bags/150 l cylinders/1 m ³ cubic containers	Special bulk bags/150 l cylinders/1 m ³ cubic containers
COLLECTION POINTS	Non-hazardous	Throughout the resort	Throughout the resort
	Hazardous	Throughout the resort	Recycling points near buildings 112 and 113 and in resort workshops
NON-HAZARDOUS WASTE FRACTIONS		Cooking oil Cardboard Food cans Glass containers Lightweight packaging Mixed waste (General and MSW) Batteries Plastic Organic waste	Bulky general waste Copper cable Cardboard Scrap metal Lightweight packaging Debris Wood Mixed waste (General and MSW) Batteries Tyres Plastic Animal remains Plant waste, straw Toner Cooking fats
HAZARDOUS WASTE FRACTIONS		Contaminated containers	Absorbents Mineral oil Empty aerosols Batteries and accumulators Used fats and waxes Electronic scrap Contaminated containers Cooking fats Oil filters Fridges Fluorescents Gases in pressurised containers Laboratory chemicals Waste paint Water-based cleaning fluids Paint waste with organic solvents or hazardous substances Other solvents and mixed solvents Silicone

It should be noted that some PortAventura World suppliers directly manage their own waste.

EVOLUTION OF THE DIFFERENT WASTE FRACTIONS

Waste	CER	Tonnes (2017)	t/million visits (2017)	Tonnes (2018)	t/million visits (2018)	Tonnes (2019)	t/million visits (2019)
Absorbents	150202	4.17	0.72	4.91	0.80	3.91	0.61
Cooking oil	200125	29.93	5.13	36.72	5.99	34.53	5.41
Mineral oil	130205	2.93	0.50	2.75	0.45	2.11	0.33
Empty aerosols	150111	0.31	0.05	0.13	0.02	-----	-----
Bulky general waste	200307	53.96	9.24	54.95	8.96	72.46	11.34
Batteries and accumulators	200133	0.39	0.07	2.11	0.34	-----	-----
Copper cable	170411	1.28	0.22	0.66	0.11	-----	-----
Cardboard and paper	200101	432.63	74.11	451.73	73.69	455.12	71.25
Pumpkins	200302	8.96	1.53	3.20	0.52	8.08	1.26
Scrap metal	200140	103.49	17.73	107.82	17.59	127.18	19.91
Electronic scrap	200135	-----	-----	1.56	0.25	7.00	1.10
Non-hazardous electronic scrap	200136	3.07	0.53	10.21	1.67	3.12	0.49
Contaminated containers	150110	8.13	1.39	8.65	1.41	10.19	1.59
Sheet glass	200102	34.46	5.9	-----	-----	3.28	0.51
Glass containers	150107	45.75	7.8	74.82	12.20	73.46	11.50
Mixed lightweight packaging	150106	193.48	33.14	225.05	36.71	252.95	39.60
Debris	170107	413.82	70.89	342.76	55.91	310.42	48.60
Oil filters	160107	0.05	0.01	0.25	0.04	-----	-----
Fluorescents	200121	1.41	0.24	1.19	0.19	0.91	0.14
Gases in pressurised containers	160504	0.11	0.02	0.27	0.04	0.38	0.08
Cooking fats	020204	-----	-----	21.62	3.53	35.02	5.48
Cooking fats	190809	37.84	6.48	-----	-----	-----	-----
Lighting	160214	1.46	0.25	1.65	0.27	18.17	2.84

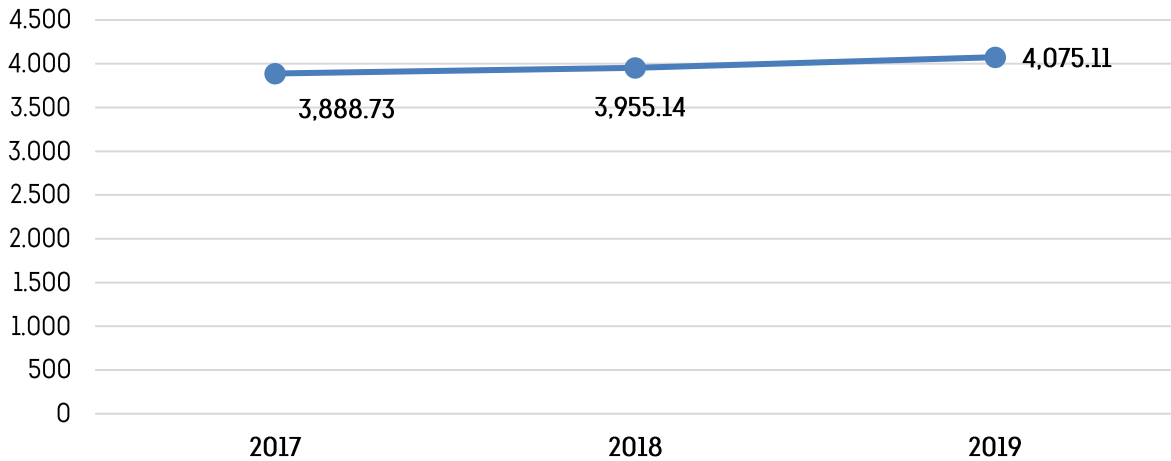
Waste	CER	Tonnes (2017)	t/million visits (2017)	Tonnes (2018)	t/million visits (2018)	Tonnes (2019)	t/million visits (2019)
Water containing hydrocarbons	130507	-----	-----	-----	-----	21.85	3.42
Wood	200138	156.02	26.73	162.73	26.54	181.65	28.44
Mixed waste (General and MSW)	200301	1,776.71	304.36	1,787.25	291.54	1804.27	282.46
Tyres	160103	0.42	0.07	0.21	0.03	2.78	0.44
Fridges	200123	1.65	0.28	1.19	0.19	2.14	0.33
Other solvents and mixed solvents	140603	0.17	0.03	0.17	0.03	0.23	0.04
Pencil batteries	160604	0.18	0.03	0.35	0.06	0.31	0.05
Plastic (not packaging)	200139	12.09	2.07	14.29	2.33	13.72	2.15
Laboratory chemicals	160506	0.25	0.04	0.19	0.03	0.36	0.06
Paint waste containing organic solvents or hazardous substances	080111	0.33	0.06	0.06	0.01	0.15	0.02
Mixed construction and demolition waste	170904	15.20	2.60	-----	-----	-----	-----
Organic waste	200108	523.87	89.74	586.06	95.60	584.40	91.49
Plant waste, straw	200201	17.34	2.97	45.48	7.42	33.76	5.29
Contaminated soil	170503	-----	-----	0.32	0.05	-----	-----
Textiles	200111	6.82	1.17	3.74	0.61	11.20	1.75
Toner	080318	0.06	0.01	0.10	0.02	0.02	0.00
Total waste generated in tonnes		3,888.73	666.16	3,955.14	645.18	4075.11	638.00

	2017	2018	2019
Visits/overnight stays	5,837,509	6,130,308	6,387,655

PortAventura World's waste management is coordinated throughout the resort.

Tonnes of waste generated are rounded to 2 decimal places.

General evolution of waste (t)



Tonnes rounded to 2 decimal places.

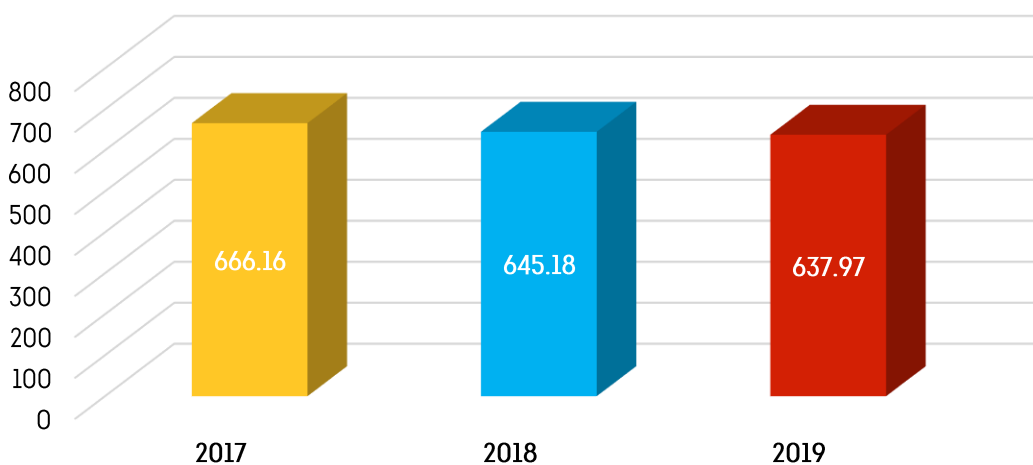
In absolute terms, in 2019, waste generation increased by 3.03% compared to 2018.

This increase in waste generation is due to the increase in visits/overnight stays at the park in 2019 compared to 2018 and also the remodelling and improvement of facilities.

As a result, the number of tonnes of waste produced per million visits has decreased compared to previous years: in 2019, 637.97 tonnes of waste were generated per million visits, which is a reduction of 1.12% compared to 2018.

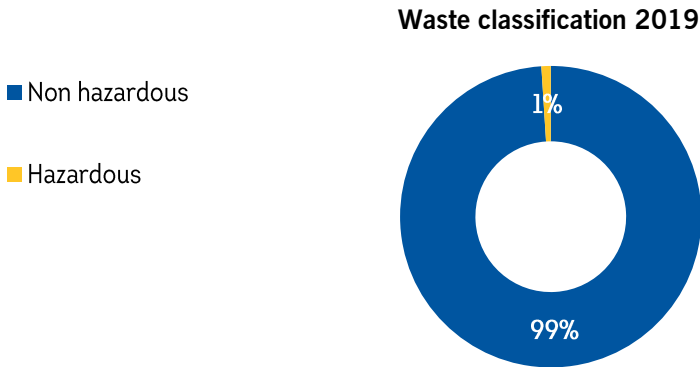
The following graph shows the evolution of waste generation per million visitors during the period 2017-2019.

Evolution of waste generation per million visits (t)

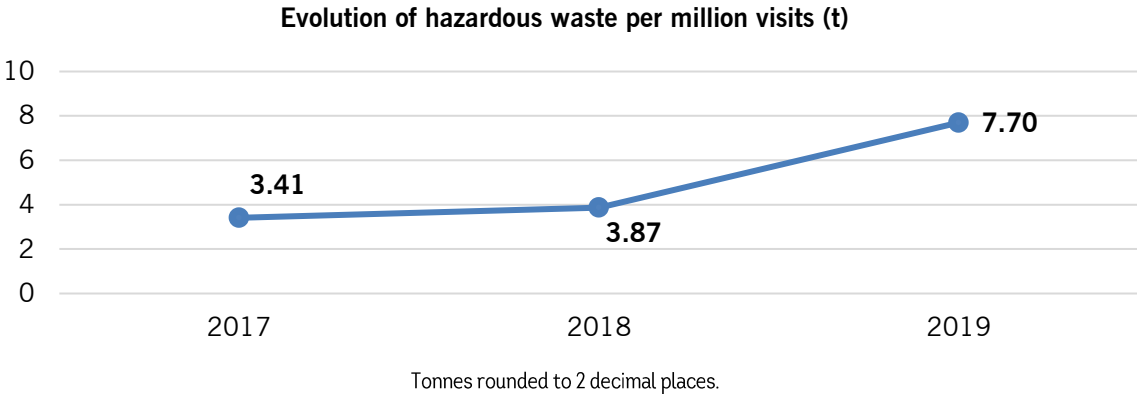


Tonnes rounded to 2 decimal places.

HAZARDOUS WASTE



In 2019, hazardous waste represented 1% of total waste generated.



The increase in hazardous waste is mainly due to the following changes:

- Improvements to facilities (lights, mini-bar, etc.) in hotels and roads at the resort.
- Increase in activity due to a higher number of visits and the new Hotel Colorado Creek.
- Improvements and increase in laboratory analytical controls linked to the increase in activity and visits.

MANAGEMENT ROUTES

Waste was handled in the following ways:



EVOLUTION OF WASTE MANAGEMENT ROUTE DISTRIBUTION			
Management	2017	2018	2019
Recovery (%)	89	91	91
Treatment (%)	1		
Landfill (%)	10	9	9

According to the new codification of waste management by the Catalan Waste Agency, the concept of Treatment is modified and Landfill is replaced by Elimination.

EVOLUTION OF WASTE MANAGEMENT ROUTE DISTRIBUTION		
Management	2018	2019
Recovery (%)	91	91
Elimination (%)	9	9



7.2 WATER

Water plays a fundamental role in the operation and theming of our resort. We are conscious that water is a vital resource for life and represents a key factor for surrounding socio-economic, industrial and tourism development.

PortAventura World's Environmental Policy establishes the objectives and goals relating to water, as well as how our management approach can be adapted to public policies and local contexts.

WATER CATEGORISED ACCORDING TO SOURCE AND USE

PortAventura World presents different types of water uses:

- **Water for human consumption.** Water originating from local supply that is mainly used in restaurants, toilets, for personal hygiene, for cleaning, etc. Its consumption is largely conditioned by the behaviour of our clients, who are the main users of water. Almost 100% is transformed into wastewater.
- **Water for recreation and for swimming.** Both are supplied locally. The water for recreation used in aquatic attractions – and also for ornamental fountains – is maintained using the appropriate levels of disinfectant residuals according to the resort's internal criteria. Water for swimming, however, is maintained using filtering and treatment, and just a small percentage is released as wastewater in the filter cleaning process. Water renewals are carried out according to specific regulations.
- **Reclaimed water for irrigation.** Purified wastewater that has undergone an additional or supplementary treatment process, allowing it to be used for certain purposes, in this case irrigation. The reclaimed water that is reused in PortAventura World comes from tertiary treatment at the Wastewater Treatment Plant (WWTP) in Vila-seca (Salou) and since 1996 has been used exclusively to water the vegetation.
- **Other water for irrigation.** On occasion, the water from the WWTP is not suitable for irrigation of landscaped areas, whether this is due to conductivity (salt concentration), biological contamination or high turbidity. In these situations, when the water cannot be used for irrigation, alternative sources must be found in order to ensure the survival of plant species.

This consumption, and subsequently its indicators, are totally conditioned by the quality of water sent by the Vila-seca and Salou WWTP.



Water for human consumption	2017		2018		2019	
Annual water consumption according to source and use (m ³)	Consumption (m ³)/year	m ³ per 1,000 visits/overnight stays and year	Consumption (m ³)/year	m ³ per 1,000 visits/overnight stays and year	Consumption (m ³)/year	m ³ per 1,000 visits/overnight stays and year
Resort Total	550,917	94.38	583,484	95.18	694,148.27	108.67
Parks Total	305,113	64.71	293,323	59.11	444,156	85.76
PortAventura Park						
PortAventura Caribe Aquatic Park	270,213	67.53	280,523	71.63	420,231	102.62
Ferrari Land	34,900	48.92	12,800	12.24	23,925	22.07
Hotels Total	244,991	232.52	289,864	264.93	249,343.27	218.91
Hotel PortAventura	60,759	220.52	109,447	326.72	64,448	298.04
Hotel El Paso	44,036	184.39	41,907	172.03	52,318	164.04
Hotel Caribe	76,907	312.59	77,042	312.93	52,919	250.99
Hotel Gold River	60,535	219.02	59,683	235.22	67,386.27	212.40
Hotel Mansión de Lucy	2,754	163.27	1,785	114.31	1,875	113.30
Hotel Colorado Creek*	-----	-----	-----	-----	10,397	175.65
PortAventura Convention Centre	813	0.01	297.00	4.03	649	9.33

Water for recreation and for swimming	2017		2018		2019	
Annual water consumption according to source and use (m ³)	Consumption (m ³)	m ³ per 1,000 visits/overnight stays and year	Consumption (m ³)	m ³ per 1,000 visits/overnight stays and year	Consumption (m ³)	m ³ per 1,000 visits/overnight stays and year
Resort Total	331,293	56.75	348,824	56.90	329,448	51.58
Parks Total	220,998	46.87	208,770	42.07	174,294	33.65
PortAventura Park	162,753	44.39	148,420	41.34	92,456	24.55

PortAventura Caribe Aquatic Park	58,245	173.68	60,350	184.78	81,838	248.07
Hotels Total	110,295	104.68	140,054	128.01	155,154	136.22
Hotel PortAventura	39,248	142.45	38,004	113.45	39,708	183.63
Hotel El Paso	12,253	51.31	13,137	53.93	13,446	42.16
Hotel Caribe	53,086	215.77	80,841	328.36	90,958	431.41
Hotel Gold River	5,236	18.94	7,633	30.08	10,000	31.52
Hotel Mansión de Lucy	472	27.98	439	28.11	511	30.88
Hotel Colorado Creek	-----	-----	-----	-----	531	8.97

Reclaimed water for irrigation from the WWTP	2017		2018		2019	
	Consumption (m ³)/year	m ³ per 1,000 m ² landscaped areas/year	Consumption (m ³)/year	m ³ per 1,000 m ² landscaped areas/year	Consumption (m ³)/year	m ³ per 1,000 m ² landscaped areas/year
Resort Total	327,359	508.18	363,817	563.32	353,397	526.41
Parks Total	199,191	410.73	255,125	524.27	232,593	477.10
PortAventura Park/PortAventura Caribe Aquatic Park	185,248	399.27	238,713	514.04	217,944	468.42
Ferrari Land	13,943	663.95	16,412	737.85	14,649	658.59
Hotels Total	111,270	796.24	93,390	668.29	106,701	654.03
Hotel PortAventura	20,700	610.35	13,940	411.03	21,810	643.08
Hotel El Paso	26,528	1,260.96	24,868	1,182.05	26,409	1,255.30
Hotel Caribe	45,147	1,387.52	43,470	1,335.98	40,020	1,229.95
Hotel Gold River/Hotel Mansión de Lucy	18,895	361.60	11,112	212.65	18,462	353.31
Hotel Colorado Creek	-----	-----	-----	-----	0.00	0.00

PortAventura Convention Centre	16,898.00	867.72	15,302.00	785.77	14,103.00	682.16
Other water for irrigation	2017		2018		2019	
Annual water consumption according to source and use (m ³)	Consumption (m ³)/year	m ³ per 1,000 m ² landscaped areas/year	Consumption (m ³)/year	m ³ per 1,000 m ² landscaped areas/year	Consumption (m ³)/year	m ³ per 1,000 m ² landscaped areas/year
Resort Total	3,079.00	4.78	619.00	0.96	2,134.00	3.18
Parks Total	1,817.00	3.75	490.00	1.01	1,774.00	3.64
PortAventura Park						
PortAventura Caribe Aquatic Park	1,690.00	3.64	456.00	0.98	1,650.00	3.55
Ferrari Land	127.00	6.05	34.00	1.53	124.00	5.57
Hotels Total	1,262.00	9.03	129.00	1.20	360.00	2.21
Hotel PortAventura	479.00	14.12	31.00	0.91	103.00	3.04
Hotel El Paso	718.00	34.13	60.00	2.85	188.00	8.94
Hotel Gold River						
Hotel Mansión de Lucy	65.00	1.24	38.00	0.73	70.00	1.32

* Hotel Colorado Creek started operations in July 2019.

NB: Hotel Caribe, Hotel Colorado Creek and PortAventura Convention Centre do not use other water for irrigation.

NB: In the Ferrari Land park and PortAventura Convention Centre, water is not used for recreation or swimming.

	2017	2018	2019
Total consumption of water from local supply for swimming, for human consumption and for recreation in PortAventura World (m ³ per 1,000 visits/overnight stays and year)	151.13	152.08	160.25
Total consumption of water for irrigation (m ³ per 1,000 m ² landscaped areas/year)	512.96	564.28	529.59

The increase in water consumption is due to the major works that will be carried out at the PortAventura World resort in 2019.

	2017	2018	2019
Total Resort Visits/Overnight stays	5,837,509	6,130,308	6,387,655
Parks Total	4,715,088	4,962,512	5,179,104
PortAventura Park	3,666,316	3,589,918	3,765,301
PortAventura Caribe Aquatic Park	335,351	326,611	329,896
Ferrari Land	713,421	1,045,983	1,083,907
Hotel Overnight stays Total	1,053,639	1,094,125	1,139,002
Hotel PortAventura	275,522	334,989	216,239
Hotel El Paso	238,822	243,597	318,928
Hotel Caribe	246,034	246,195	210,839
Hotel Gold River	276,393	253,729	317,257
Hotel Mansión de Lucy	16,868	15,615	16,549
Hotel Colorado Creek	0.00	0.00	59,190
PortAventura Convention Centre (Participants)	68,782.00	73,671.00	69,549.00

	2017	2018	2019
m² landscaped areas	644,183.06	645,846	671,336
Parks Total	484,964.06	486,627	487,517
PortAventura Park	444,945.06	445,365	446,255
PortAventura Caribe Aquatic Park	19,019	19,019	19,019
Ferrari Land	21,000	22,243	22,243
Hotels Total	139,745	139,745	163,145
Hotel PortAventura	33,915	33,915	33,915
Hotel El Paso	21,038	21,038	21,038
Hotel Caribe	32,538	32,538	32,538
Hotel Gold River	46,712	46,712	46,712
Hotel Mansión de Lucy	5,542	5,542	5,542
Hotel Colorado Creek	-----	-----	23,400

PortAventura Convention Centre	19,474	19,474	20,674
--------------------------------	--------	--------	--------

WATER CATEGORISED BY INTENDED USE

According to its final intended use, the water at PortAventura World can be classified as:

- Wastewater
- Stormwater

The entire PortAventura World resort is built on a project of separate networks that makes it possible to direct the different types of water to the most appropriate end destination.

WASTEWATER

All wastewater generated in the resort is conducted via a network of drains connected to the Wastewater Treatment Plant (WWTP) in Vila-seca and Salou where the water undergoes tertiary treatment in order to reclaim the water so that it can be used for irrigation within the resort and even for some of Vila-seca's municipal parks and gardens.

Regular voluntary internal quality control checks are carried out on the wastewaters in the four existing sewers: Vila-seca, General (Salou), Hotel El Paso and Hotel Caribe. These provide us with a series of data that we can use to carry out any improvements, if necessary.

Below are the results of the self-monitoring analyses in the last 3 years:

	Vila-seca sewer		
	2017	2018	2019
Suspended matter (mg/l)	71	13	383
IM (Equitox/ m ³)	3	<3.0	<3.0
COD (not decanted) (mg O ₂ /l)	69	27	720
COD (decanted 2h) (mg O ₂ /l)	10	<10	232
Conductivity at 25°C (µs/cm)	1382	605	1553
pH at 25°C (u)	7.5	6.9	6.8
Chlorides (mg/l)	288	95.5	107
Kjeldahl Nitrogen (mg/l)	5.1	4.5	57.1
Total Phosphorus (mg/l)	0.9	1	7.2
Ammonium (mg/l)	0.5	4.1	18.6

Oils and fats (mg/l)	0.5	0.92	2
----------------------	-----	------	---

Figures rounded to 1 decimal place.

	General Sewer - Salou		
	2017	2018	2019
Suspended matter (mg/l)	33	54	63
IM (Equitox/ m ³)	4.3	<3.0	<3.0
COD (not decanted) (mg O ₂ /l)	272	160	42
COD (decanted 2h) (mg O ₂ /l)	71	90	20
Conductivity at 25°C (µs/cm)	1225	1879	1446
pH at 25°C (u)	8.1	7.3	7.1
Chlorides (mg/l)	122	286	232
Kjeldahl Nitrogen (mg/l)	34.9	31.1	26.8
Total Phosphorus (mg/l)	3.6	4.4	2.2
Ammonium (mg/l)	30.3	33.9	26.9
Oils and fats (mg/l)	3.2	<0.50	1.3

Figures rounded to 1 decimal place.

	Hotel El Paso sewer		
	2017	2018	2019
Suspended matter (mg/l)	13	51	291
IM (Equitox/ m ³)	3	<3.0	6.3
COD (not decanted) (mg O ₂ /l)	21	43	612
COD (decanted 2h) (mg O ₂ /l)	10	10	304
Conductivity at 25°C (µs/cm)	1070	1407	1559
pH at 25°C (u)	7.7	6.8	6.5

Chlorides (mg/l)	133	267	106
Kjeldahl Nitrogen (mg/l)	2.5	4	8.4
Total Phosphorus (mg/l)	0.3	1.5	8.5
Ammonium (mg/l)	0.5	0.9	0.8
Oils and fats (mg/l)	0.5	<0.50	2

Figures rounded to 1 decimal place.

	Hotel Caribe sewer		
	2017	2018	2019
Suspended matter (mg/l)	54	33	195
IM (Equitox/ m ³)	3	<3.0	4.6
COD (not decanted) (mg O ₂ /l)	115	37	552
COD (decanted 2h) (mg O ₂ /l)	11	10	145
Conductivity at 25°C (µs/cm)	1724	2260	1527
pH at 25°C (u)	8	7.3	6.6
Chlorides (mg/l)	339	501	174.5
Kjeldahl Nitrogen (mg/l)	7.9	7.2	6.1
Total Phosphorus (mg/l)	1.7	1.4	5.3
Ammonium (mg/l)	7.6	7.7	3.8
Oils and fats (mg/l)	0.5	<0.5	1.1

Figures rounded to 1 decimal place.

In 2019, limits were not surpassed in any of the four sewers in any of the control checks that were carried out, according to Decree 130/2003.

STORMWATER

Typically, stormwater represents a token gesture towards helping to manage water consumption, given the heavy rain in the Mediterranean. However, it should be highlighted that thanks to the water network within the resort that separates waste and stormwater, we are able to benefit from some of the rain. PortAventura Park's main lake collects almost all of the stormwater in the park.



7.3 ENERGY MANAGEMENT

Electricity and natural gas, together with water, are the main natural resources consumed in PortAventura World.

ELECTRICITY

PortAventura World is equipped with an energy management system that is controlled by a central computer. This computer centralises programmable automatons (PLCs) responsible for the control of the principle energy consumers distributed throughout the facilities of the park and hotels.

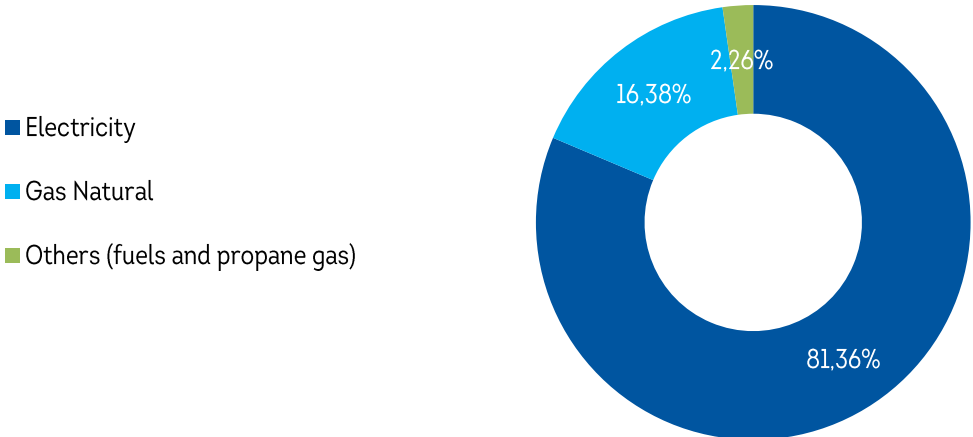
The facilities are also equipped with energy-saving resources, thereby reducing our carbon footprint. Some of the resources we use are: energy-saving/LED light bulbs, software to control electricity consumption, etc. In addition, hotels also use connection keys to activate energy use in rooms, disconnect the air conditioning when the window is open, etc.

SOURCE OF THE ELECTRICITY

Since 2016, 100% of supply comes exclusively from renewable energy sources with no CO₂ emissions, Guarantee of Origin (GO).

In 2019, electricity consumption represented around 81.36% of PortAventura World's total energy consumption.

% Energy consumption in PortAventura World in 2019



* Figures rounded to 2 decimal places.



ELECTRICITY CONSUMPTION

	2017		2018		2019	
	Consumption MWh/year	MWh per 1,000 visits/overnight stays and year	Consumption MWh/year	MWh per 1,000 visits/overnight stays and year	Consumption MWh/year	MWh per 1,000 visits/overnight stays and year
Resort	41,185.96	7.06	42,789.30	6.98	40,858.82	6.4
Parks Total	25,464.95	5.4	26,359.05	5.31	25,566.58	4.94
PortAventura Park/PortAventura Caribe Aquatic Park	21,840.06	5.46	22,455.02	5.73	22,031.64	5.38
Ferrari Land	3,624.89	5.08	3,904.03	3.73	3,534.94	3.26
Hotels Total	13,780.75	13.08	14,379.17	13.14	13,586.76	11.93
Hotel PortAventura	3,400.86	12.34	3,864.26	11.54	2,828.98	13.08
Hotel El Paso	2,593.39	10.86	2,776.40	11.4	2,955.49	9.27
Hotel Caribe	3,651.59	14.84	3,740.71	15.19	3,075.99	14.59
Hotel Gold River	3,817.80	13.81	3,690.45	14.54	3,495.34	11.02
Hotel Mansión de Lucy	317.11	18.80	307.36	19.68	278.32	16.82
Hotel Colorado Creek*	-----	-----	-----	-----	952.65	16.09
PortAventura Convention Centre	1,940.26	28.21	2,051.07	27.84	1,705.48	24.52

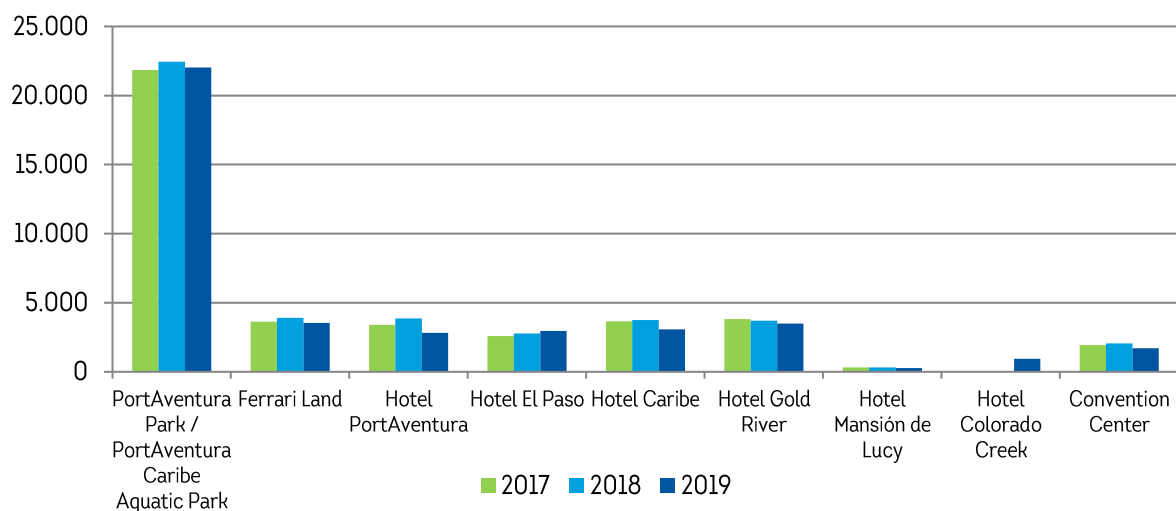
* Hotel Colorado Creek started operations in July 2019.

Figures rounded to 2 decimal places.

NB: See results pertaining to visits and overnight stays at the resort on page 45.



Consumption of electricity in MWh



NATURAL GAS

In our facilities, this type of energy is used mainly to produce sanitary hot water and for use in the kitchens, as well as for heating.

	2017		2018		2019	
	Consumption MWh/year	MWh per 1,000 visits/overnight stays and year	Consumption MWh/year	MWh per 1,000 visits/overnight stays and year	Consumption MWh/year	MWh per 1,000 visits/overnight stays and year
Resort	7,832.03	1.34	9,977.52	1.63	**8,227.45	1.29
Parks Total	1,591.27	0.34	1,783.94	0.36	1,589.67	0.31
PortAventura/PortAventura Caribe Aquatic Park	1,527.62	0.38	1,711.49	0.44	1,524.34	0.37
Ferrari Land	63.65	0.09	72.45	0.07	65.34	0.06
Hotels Total	6,236.19	5.92	8,188.49	7.48	6,633.57	5.82
Hotel PortAventura	1,649.77	5.99	3,000.03	8.96	1,540.20	7.12
Hotel El Paso	1,186.91	4.97	1,220.55	5.01	1,303.91	4.09
Hotel Caribe	1,437.72	5.84	1,744.61	7.09	1,294.65	6.14
Hotel Gold River/Hotel	1,961.79	6.69	2,223.30	8.27	2,115.31	6.34

Mansión de Lucy						
Hotel Colorado Creek*	-----	-----	-----	-----	379.5	6.41
PortAventura Convention Centre	4.57	0.07	5.09	0.07	4.21	0.06

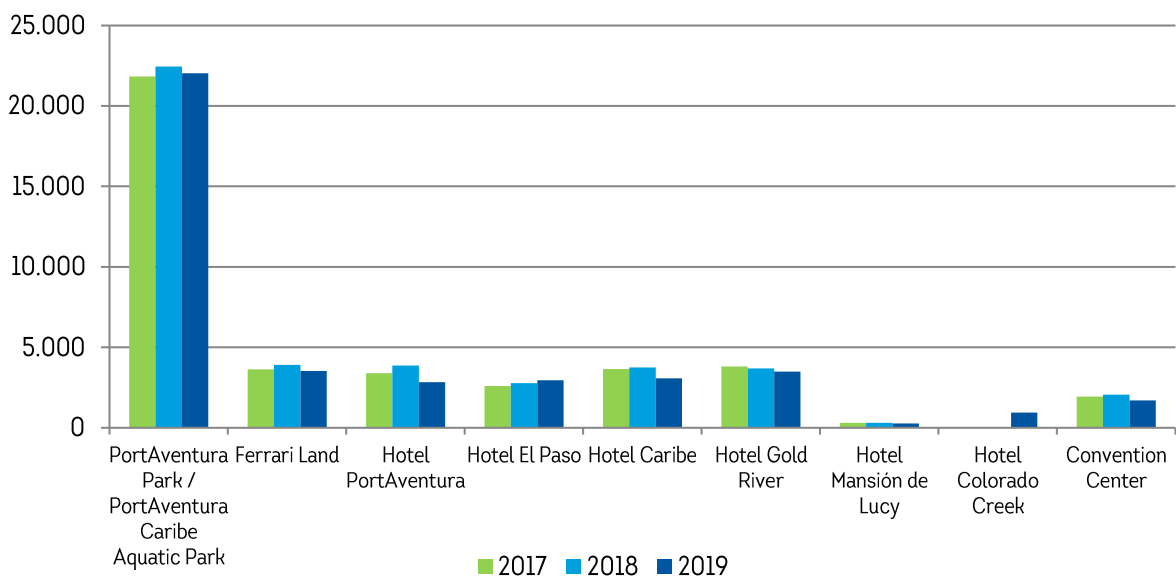
*Hotel Colorado Creek started operations in July 2019.

** Consumption of natural gas in the month of December was calculated using meter readings.

Figures rounded to 2 decimal places.

NB: See results pertaining to visits and overnight stays at the resort on page 41.

Consumption of gas in MWh



The savings in the consumption of natural gas and electrical energy are the result of the intensification of the tasks dedicated to the monitoring and control of consumption, the plan for the renewal of LED-type luminaires and the change of capacitor banks, improving energy efficiency.

OTHER ENERGIES

	2017	2018	2019
Fuels (MWh/year)	912	1,111	1,016*
Propane gas (MWh/year)	99	103	119

The indicator for consumption per number of visits is not representative due to the high number of visits to the resort.

* In 2019, fuel consumption of vehicle fleets not owned by PortAventura World but which are managed by it was incorporated. The calculation has been made by classifying the diesel and petrol use of these vehicles according to the classification per Autonomous Community, type and fuel corresponding to the year 2018 published by the Spanish Directorate-General for Traffic.

ENERGY EFFICIENCY

Energy efficiency for the whole resort is the sum of all energy consumption (electricity, natural gas, fuels and propane gas) in MWh/year.

	2017 (MWh)	2018 (MWh)	2019 (MWh)
Diesel B	30.07	60.26*	31.52**
Diesel A****	697.95	773.47*	650.38**
Petrol****	183.51	277.31*	333.98**
Propane Gas Consumption	98.79	103.02	119.4
Natural Gas Consumption	7,832.03	9,977.52	8,227.45***
Electricity Consumption	41,186.06	42,789.30	40,858.82
TOTAL	50,028.41	53,980.88	50,221.55

* In 2018, fuel consumption for the months of August to December was calculated using an estimation, as real consumption data was not available due to a fault in the internal service station meter.

** In 2019, it is important to take into account the fact that internal petrol stations were closed from 27/12/2018 to 23/04/2019, from 07/08/2019 to 14/08/2019, and from 11/12/2019 to 16/12/2019 and, during the closures, there were use restrictions for certain users.

*** Consumption of natural gas in the month of December was calculated using meter readings.

**** In 2019, fuel consumption of vehicle fleets managed by PortAventura World was incorporated. The calculation has been made by classifying the diesel and petrol use of these vehicles according to the classification per Autonomous Community, type and fuel corresponding to the year 2018 published by the Spanish Directorate-General for Traffic.

Total energy consumption in MWh and visits/overnight stays in 2019 were the following:

	Total energy in MWh (2019)	Visits/overnight stays (2019)
Resort	50,221.55	6,387,655

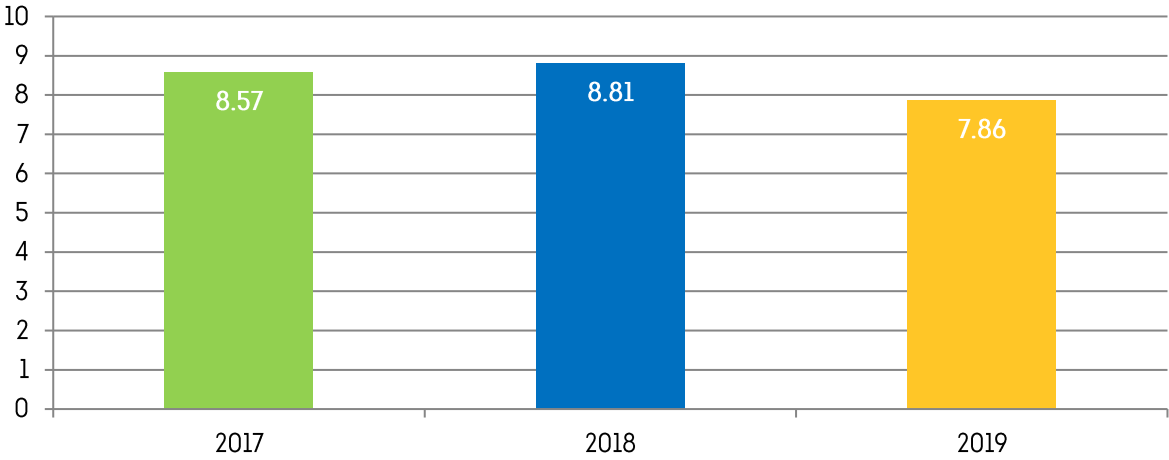
* Figures rounded to 2 decimal places.

Energy efficiency in MWh is relative to 1,000 visits/overnight stays per year. Below are the results from the last 3 years:

	2017	2018	2019
Total energy consumption in MWh relative to 1,000 visits/overnight stays and year	8.57	8.81	7.86

Figures rounded to 2 decimal places.

Energy efficiency in MWh per 1,000 overnight stays per visits



7.4 EMISSIONS RELEASED INTO THE ATMOSPHERE

According to applicable regulations, PortAventura World must carry out control checks of its emission sources every 5 years. Prior to the introduction of Decree 139/2018, voluntary measurements were taken every 3 years as part of its environmental commitment.

The emission points are:

- Diesel steam train locomotives (two engines).
- Natural gas-powered central heating and hot water boilers.
- Carpentry and painting.
- Motor vehicles.
- Combustion of natural gas in Templo del Fuego, FiestAventura and for the generation of SHW and heating.

The last voluntary measurements were taken in 2018, and no correctional measures were needed in this respect.

The final two are considered to be diffuse emissions and are managed by controlling consumption. The indicator of total annual air emissions of SO₂, NO_x and PM derived from the direct consumption of liquid fuels for transport is not considered relevant if we take into account all of the activities at PortAventura World.

7.5 CARBON FOOTPRINT / GREENHOUSE GAS EMISSIONS

Since 2008, PortAventura World has been working on calculating the carbon footprint of its activities and quantifying the emissions of greenhouse gases expressed as tonnes of CO₂. Calculations are based on the current annual version of “Guia pràctica per al càlcul d'emissions de gasos amb efecte hivernacle (GEH)” [practical guide to calculating the emissions of greenhouse gases (GHG)] issued by the Catalan Office for Climate Change: “Font per al càlcul dels factors d'emissió: guia pràctica per al càlcul d'emissions de gasos amb efecte d'hivernacle (GEH)” [source for the calculation of emissions factors: practical guide to calculating the emissions of greenhouse gases (GHG)] (version: March 2020).

This evaluation includes the following categories in accordance with international protocols:

- Scope 1. Direct emissions: emissions derived from transport of PortAventura World's own fleet and the vehicle fleet it manages, and from the combustion of fossil fuels (natural gas for SHW/heating boilers), as well as fugitive emissions of fluorinated gases from refrigeration equipment.
- Scope 2. Indirect emissions associated with electricity consumption.
- Scope 3. Other indirect emissions: treatment of municipal waste and consumption of drinking water.

	2017	2018	**2019
Total annual greenhouse gas emissions expressed as equivalent tonnes of CO₂	7,405	6,961	7,844
Scope 1	5,677	5,180	*6,020
Scope 2	0	0	0
Scope 3	1,729	1,781	1,824
⁽¹⁾ Annual greenhouse gas emissions expressed as equivalent tonnes of CO₂ per 1,000 visits/overnight stays and year	1.27	1.14	1.23

¹ Figures rounded to 2 decimal places.

NB: Since 2016, indirect emissions associated with electricity consumption have been 0 tonnes CO₂/kWh because 100% of the supply comes exclusively from renewable sources without CO₂ emissions, Guarantee of Origin (GO).

* In 2019, consumption of natural gas in the month of December was estimated using meter readings.

** In 2019, fuel consumption of vehicle fleets managed by PortAventura World was incorporated. The calculation has been made by classifying the diesel and petrol use of these vehicles according to the classification per Autonomous Community, type and fuel corresponding to the year 2018 published by the Spanish Directorate-General for Traffic.



7.6 BIODIVERSITY

m² built:

	2017	2018	2019
PortAventura Park	262,702.07	262,852.11	264,649.58
PortAventura Caribe Aquatic Park	5,832.36	5,832.36	5,832.36
Ferrari Land	58,827.46	58,872.46	58,872.46
Hotel PortAventura	33,839.91	33,839.91	33,839.91
Hotel El Paso	26,827.69	26,827.69	26,827.69
Hotel Caribe	30,708.47	30,708.47	30,708.47
Hotel Gold River/Hotel Mansión de Lucy	36,851.04	36,851.04	36,851.04
PortAventura Convention Centre	13,588.61	13,588.61	18,350.39
Hotel Colorado Creek	-----	-----	10,295.60
PA Dreams Village	-----	-----	1,790.25
TOTAL	469,177.61	469,372.65	488,017.75

Figures rounded to 2 decimal places.

Sealed surface:

	Total m ²	m ² sealed	% m ² sealed
% m² sealed of resort total	2,029,337	1,001,179.75	49.34%

Figures rounded to 2 decimal places.

The sealed surface is the sum of m² built, roads, car parks and pool and lake surfaces across the whole resort.

7.7 EFFICIENT CONSUMPTION OF CERTAIN MATERIALS

Materials	Environmental Aspect	2017	2018	2019
Chemical products for swimming pool and lake maintenance (kg)*	Consumption of chemical products	790,728.40	813,599	673,927.80
Lights (units)	Light emissions into the atmosphere	19,917	21,211	18,413
Bags for sale of products in resort shops (units)	Use of natural resources	1,978,201	478,192	572,966
Cleaning products (kg)*	Consumption of chemical products	162,345.17	104,467.11	99,311.80
Oils and lubricants (kg)*	Consumption of chemical products	6,862	8,611.80	7,805.89
Office paper (kg)*	Use of natural resources	20,593.60	19,531.60	19,230.80

(*) Figures rounded to 2 decimal places.





8 ENVIRONMENTAL LEGISLATION AND INDUSTRIAL SECURITY

One of the principles of PortAventura World's Environmental Policy is to ensure compliance with environmental laws, as well as other voluntary requirements to which it adheres.

PortAventura World has contracted the services of an external specialist company for the identification and evaluation of compliance with applicable legislation and other requisites that it has voluntarily subscribed to. This identifies the legislation applicable to the organisation on matters of the environment and industrial safety on an international, European, national, regional and local scale, as well as all other requirements that are managed and controlled using software.

Experts carry out an annual review to verify legal compliance, in order to guarantee that the company is operating under the terms established by law. Similarly, according to legal requirements for checking intervals, the company will undergo auditing processes carried out by accredited control companies, which verify strict compliance with the law with respect to the environment and industrial security.

The following table shows some of the legal requisites that must be strictly observed by PortAventura World:

Legislation	Legal requirements
Law 20/2009, of 4 th December, on prevention and environmental control of activities.	PortAventura World's environmental authorisation resolution of 31 st July 2013 is available, as well as its subsequent resolutions for non-substantial changes. For example: Angkor (21/01/2014) or the expansion of Hotel Gold River (06/10/2014) and Hotel Mansión de Lucy (23/01/2015), the opening of Ferrari Land (25/11/2016) and Hotel Colorado Creek (18/02/2019).
Royal Legislative Decree 1/2001, of 20 th July, which approves the consolidated Water Act.	Grants the Reclaimed Water Permit, granting permission to use treated water from Vila-seca and Salou WWTP for irrigation of green areas in the parks and hotels.
Decree 130/2003, of 13 th May, which approves Public Sanitation Service Regulations.	Provides for 2013 environmental authorisation, including the permit for disposal of wastewater.
Decree 176/2009 of 10 th November, which approves Regulation of Law 16/2002, of 28 th June, on protection against sound pollution and brings in line its annexes.	As far as noise emissions are concerned, this vector is controlled through the document for exemption from the periodic regulatory controls provided for by Law 20/2009, for companies adhering to EMAS.

Legislation	Legal requirements
Regulation (EU) no. 517/2014 of the European Parliament and Council, of 16 th April 2014, on fluorinated greenhouse gases and by which Regulation (EC) no. 842/2006 is repealed.	Leak checks of equipment containing fluorinated gases are performed according to the frequency established in the Regulation on the basis of equivalent tonnes of CO ₂ .
Decree 190/2015, of 25 th August, development of Law 6/2001 of 31 st May, on environmental arrangement of lighting for the protection of the nocturnal medium.	Applicable for new lighting installations and devices, as well as for modifications and extensions of existing facilities.
Law 22/2011, of 28 th July, on contaminated soils and waste.	Provides for management of waste by promoting measures to prevent generation of it and to mitigate adverse impacts on human health and on the environment associated with generation and handling, prioritising waste recovery.
Royal Decree 180/2015, of 13 th March, regulating transportation of waste in Spain.	Contracts and prior notifications with the corresponding waste managers are available.
Royal Decree 56/2016, of 12 th February, which transposes Directive 2012/27/EU of the European Parliament and of the Council, of 25 th October 2012, on energy efficiency, with regard to energy audits, accreditation of energy service providers and auditors and the promotion of the efficiency of the power supply.	The corresponding energy efficiency audit has been carried out.
Resolution TES/1113/2016, of 19 th April, establishing environmental criteria for awarding hotel operators the Environmental Quality Standard.	In February 2017, the Environmental Quality Standard was renewed for Hotel PortAventura, Hotel El Paso, Hotel Caribe and Hotel Gold River. Hotel Mansión de Lucy obtained this distinction for the first time in March 2016. In 2019, renovation took place so that now, 5 of the resort's 6 hotels hold this distinction.
Royal Decree 235/2013, of 5 th April, which approves the basic procedure for the certification of the energy efficiency of buildings. Royal Decree 564/2017, of 2 nd June, which modifies Royal Decree 235/2013, of 5 th April, which approves the basic procedure for the certification of the energy efficiency of buildings.	Applicable to new buildings: Hotel Gold River, ChikiTienda, Angkor, The Callaghan's, the buildings in the Ferrari Land area, the expansion of the Convention Centre and Hotel Colorado Creek. It does not currently apply to all the other buildings.
Decree 30/2015, of 3 rd March, which approves the catalogue of activities and centres obliged to adopt self-protection measures and establishes the content of these measures.	Approved by Civil Protection as of 8 th October 2013. In 2017, the self-protection plan (PAU) was reviewed and on 19/09/2019, it was approved for Civil Protection.

Legislation	Legal requirements
<p>Royal Decree 513/2017, of 22nd May, which approves Fire Protection Regulations.</p>	<p>Maintenance of fire protection facilities and the quarterly, six-monthly and annual review of fire protection systems, and the five-year review of fire hydrants.</p>
<p>Royal Decree 238/2013, of 5th April, which amends certain articles and technical instructions for the Regulation of Thermal Installations in Buildings, approved by Royal Decree 1027/2007 of 20th July.</p>	<p>Inspection of the energy efficiency of air conditioning units with output equal to or greater than 12 kW. Inspection of the thermal installations for heating and sanitary hot water systems with output equal to or greater than 20 kW.</p>
<p>Royal Decree 337/2014, of 9th May, which approves the Regulation on technical conditions and safety guarantees in high voltage electrical installations and Supplementary Technical Instructions ITC-RAT 01 to 23.</p>	<p>Regulates legalisation of high voltage installations and associated inspections.</p>
<p>Royal Decree 97/2014, of 14th February, which regulates road transport of hazardous goods in Spain.</p>	<p>A security advisor is available and the annual report is sent to the competent authority in the first trimester of each year. The annual technical visit is carried out with its corresponding report.</p>
<p>Royal Decree 656/2017, of 23rd June, which approves the Regulation on Storage of Chemical Products and Supplementary Technical Instructions MIE APO 0 to 10.</p>	<p>In the event of requiring new storage facilities for chemical products, this process would be carried out according to the provisions of this Royal Decree.</p>
<p>Royal Decree 210/2018, of 6th April, which approves the Programme for Prevention and Management of Waste and Resources in Catalonia (PRECAT20).</p>	<p>The Programme for Prevention and Management of Waste and Resources in Catalonia is taken into account, and this determines the programmatic basis for the planning by the Generalitat de Catalunya Government to prevent and manage waste and ensure the efficient use of resources.</p>
<p>Royal Decree 902/2018, of 20th July, which amends Royal Decree 140/2003, of 7th February, which establishes the health criteria for water quality for human consumption, and the specifications of the methods for analysis of Royal Decree 1798/2010, of 30th December, which regulates exploitation and commercialisation of natural mineral water and packaged spring water for human consumption, and Royal Decree 1799/2010, of 30th December, which regulates the process for the production and commercialisation of packaged prepared water for human consumption.</p>	<p>The control analyses regarding water for human consumption are carried out in compliance with the parameters and in agreement with the provisions of art. 18 of Royal Decree 140/2003.</p>

Legislation	Legal requirements
<p>Decree 139/2018, of 3rd July, regarding atmospheric environmental intervention regimes for establishments where potentially atmospheric polluting activities are carried out.</p>	<p>Emission sources are being classified according to the Catalogue of activities that could potentially pollute the atmosphere (the Spanish CAPCA), and they are being entered into the electronic registry.</p>
<p>Regulation (EU) 2018/2026 of the Commission, of 19th December 2018, which amends Annex IV of Regulation (EC) no. 1221/2009 of the European Parliament and Council regarding the voluntary participation by organisations in a community eco-management and audit scheme (EMAS).</p>	<p>Modification of Annex IV of Regulation (EC) no. 1221/2009 regarding the presentation of environmental reports.</p>
<p>Text amended in Annexes A and B of the European Agreement regarding the international transport of dangerous goods by road (ADR 2019), with the amendments adopted during sessions 100, 101, 102, 103 and 104 of the working group on the transport of dangerous goods of the United Nations Economic Commission for Europe (UNECE).</p>	<p>To ensure compliance with the provisions regarding the international transport of dangerous goods by road (ADR) as stipulated by this regulation, both concerning those activities necessary to send goods before they are transported (classification, choice of recipients, creation of documentation, checks prior to dispatch of goods, etc.), and concerning the circulation and choice of vehicle, driving, choice of driver and equipment.</p>
<p>Legislative Decree 16/2019, of 26th November, regarding urgent measures for climate emergency and the promotion of renewable energies.</p>	<p>The integration of small-scale wind and solar installations, in the activities that have environmental authorisation or environmental license according to Law 20/2009 on environmental prevention and control of activities, it is considered a non-substantial modification without consequences for people or the environment.</p>
<p>Royal Decree 552/2019, of 27th September, which approves Safety Regulation for refrigeration units and their supplementary technical instructions.</p>	<p>The current RD repeals Royal Decree 138/2011. The most significant change is the introduction of a new sub-group for A2L refrigerants within the medium security group (L2), which would allow some gases such as R32 to be favoured for use due to being considered safer.</p>



9 VALIDATION

Environmental declaration updated in accordance with the requirements established in Annex IV of the European Regulation (EU) 2018/2026 of the Commission of 19th December 2018, amending Regulation (EC) no. 1221/2009 of the European Parliament and Council regarding the voluntary participation by organisations in a community eco-management and audit scheme (EMAS).

Almudena
Bouza Martínez

Firmado digitalmente por
Almudena Bouza Martínez
Fecha: 2020.07.17 12:44:01
+02'00'

TÜV Rheinland Ibérica,

Inspection, Certification and Testing, S.A. (004-V-EMAS-R)

Organisation no. ES-V-0010

NB: Given the situation of public health emergency due to the international COVID-19 pandemic and the introduction of Decree 463/2020 of 14th March, whereby a state of alarm was declared, as well as the implementation of Royal Decree 476/2010 of 27th March, whereby the state of alarm was extended, the start of the 2020 season, scheduled for 27th March, has been postponed until health authorities allow these activities to resume. For this reason, all projections described in the Environmental Declaration 2019 are subject to modification.



AV. ALCALDE PERE MOLAS, KM 2. 43480 VILA-SECA
TEL. +34 977 77 90 00 | FAX +34 977 77 91 11



WWW.PORTAVENTURAWORLD.COM